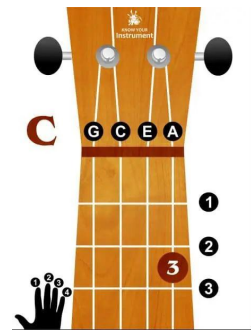
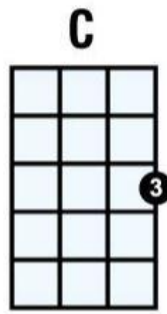
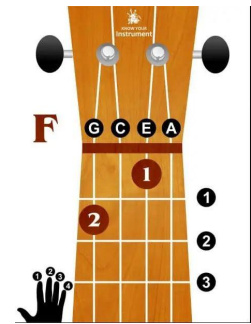
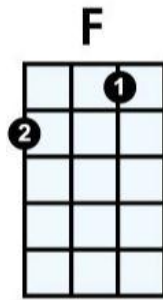


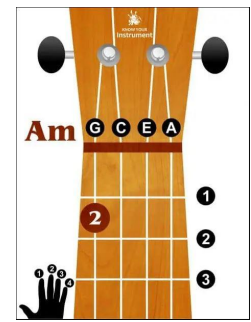
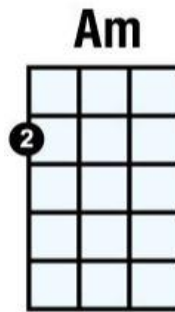
C



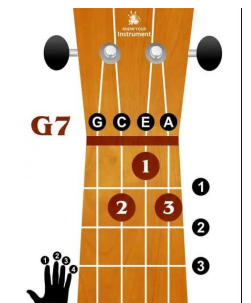
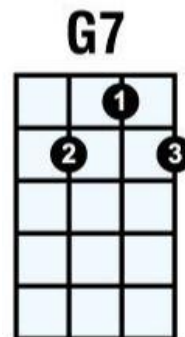
F



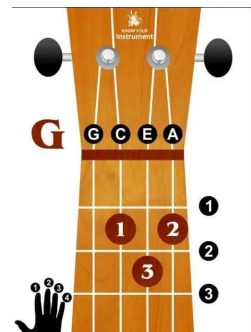
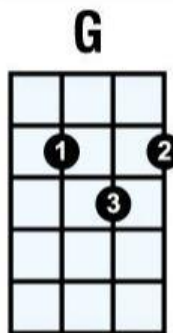
Am



G7



G



C

F

G

E

A

B

D

Am

Bm

Dm

Em

Gm

Fm

Cm

G7

B7

D7

A7

E7

F7

C7

Iko Iko (My Bestie)

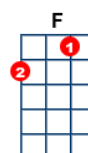
key:F, artist:Justin Wellington, 2019; writer:James Crawford, Barbara Hawkins, Rosa Hawkins and Joan Johnson

4/4 time, Intro (4 beats each):

[F] [F] [F] [F]



[F] My bestie and your bestie, sit down by the **[C]** fire
Your bestie say she want party,
so can we make these flames go **[F]** higher?



Talkin' 'bout hey now (hey now), hey now (hey now), iko iko an **[C]** nay
Jockamo feena a nan ney, Jockamo feena **[F]** ney (STOP)

[F] Start my truck, let's all jump in, here we go to-**[C]**gether
Nice cool breeze and big palm trees,
I tell you life don't get no **[F]** better

Talkin' 'bout hey now (hey now), hey now (hey now), iko iko an **[C]** nay
Jockamo feena a nan ney, Jockamo feena **[F]** ney

[F] My bestie and your bestie, dancing by the **[C]** fire
Your bestie say she want party,
so can we make these flames go **[F]** higher?

Talkin' 'bout hey now (hey now), hey now (hey now), iko iko an **[C]** nay
Jockamo feena a nan ney, Jockamo feena **[F]** ney

[F] Shout out to the good-time crew, all across the **[C]** islands
Grab your shoes, then we'll two by two,
and now we're shining' bright like **[F]** diamonds

Talkin' 'bout hey now (hey now), hey now (hey now), iko iko an **[C]** nay
Jockamo feena a nan ney, Jockamo feena **[F]** ney

[F] My bestie and your bestie, dancing by the **[C]** fire
Your bestie say she want party,
so can we make these flames go **[F]** higher?

Talkin' 'bout hey now (hey now), hey now (hey now), iko iko an **[C]** nay
Jockamo feena a nan ney, Jockamo feena **[F]** ney

[C] Jockamo feena **[F]** ney
[C] Jockamo feena **[F]** ney
[C] Jockamo feena **[F]** ney!

Stay With Me

key:C, artist:2014 writer:Sam Smith, James Napier, and William Phillips with Tom Petty and Jeff Lynne

Intro & Pattern: **[Am]**// - **[F]**// - **[C]**//// x2

[Am] Guess it's true, I'm not **[F]** good at a one-night **[C]** stand

[Am] But I still need **[F]** love 'cause I'm just a **[C]** man

[Am] These nights never **[F]** seem to go to **[C]** plan

[Am] I don't want you to **[F]** leave, will you hold my **[C]** hand

Won't you **[Am]** stay **[F]** with **[C]** me?

'Cause you're **[Am]** all **[F]** I **[C]** need

This ain't **[Am]** love, it's **[F]** clear to **[C]** see

But, darling, **[Am]** stay **[F]** with **[C]** me

[Am] Why am **[F]** I so emotion-**[C]**al?

[Am] No it's not a good **[F]** look, gain some self-**[C]**ontrol

[Am] And deep down I **[F]** know this never **[C]** works

[Am] But you can lay with **[F]** me so it doesn't **[C]** hurt

Oh, won't you **[Am]** stay **[F]** with **[C]** me?

'Cause you're **[Am]** all **[F]** I **[C]** need

This ain't **[Am]** love, it's **[F]** clear to **[C]** see

But, darling, **[Am]** stay **[F]** with **[C]** me

Ooooo **[Am]** oooo **[F]** oooo **[C]** ahh

Ooooo **[Am]** oooo **[F]** oooo **[C]** ahh

Ooooo **[Am]** oooo **[F]** oooo **[C]** ohh

Ooooo **[Am]** oooo **[F]** oooo **[C]** ohh

Won't you **[Am]** stay **[F]** with **[C]** me?

'Cause you're **[Am]** all **[F]** I **[C]** need

This ain't **[Am]** love, it's **[F]** clear to **[C]** see

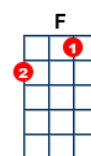
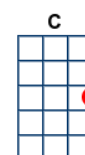
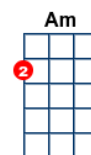
But darling, **[Am]** stay **[F]** with **[C]** me

Oh, won't you **[Am]** stay **[F]** with **[C]** me?

'Cause you're **[Am]** all **[F]** I **[C]** need

This ain't **[Am]** love, it's **[F]** clear to **[C]** see

But, darling, **[Am]** stay **[F]** with **[C]**... me



The Lion Sleeps Tonight

key:C, artist:The Tokens writer:Solomon Linda

Intro:

[NC] We-de-de-de, de-de-de-de-de de, we-um-um-a-way

[NC] We-de-de-de, de-de-de-de-de de, we-um-um-a-way

A-**[C]**wimoweh, a-wimoweh a-**[F]**wimoweh, a-wimoweh

A-**[C]**wimoweh, a-wimoweh a-**[G7]**wimoweh, a-wimoweh

A-**[C]**wimoweh, a-wimoweh a-**[F]**wimoweh, a-wimoweh

A-**[C]**wimoweh, a-wimoweh a-**[G7]**wimoweh, a-wimoweh

[C] In the jungle, the **[F]** mighty jungle,

The **[C]** lion sleeps to-**[G7]**night.

[C] In the jungle, the **[F]** quiet jungle,

The **[C]** lion sleeps to-**[G7]**night.

A-**[C]**wimoweh, a-wimoweh a-**[F]**wimoweh, a-wimoweh

A-**[C]**wimoweh, a-wimoweh a-**[G7]**wimoweh, a-wimoweh

A-**[C]**wimoweh, a-wimoweh a-**[F]**wimoweh, a-wimoweh

A-**[C]**wimoweh, a-wimoweh a-**[G7]**wimoweh, a-wimoweh

[C] Near the village, the **[F]** peaceful village,

The **[C]** lion sleeps to-**[G7]**night.

[C] Near the village, the **[F]** quiet village,

The **[C]** lion sleeps to-**[G7]**night.

A-**[C]**wimoweh, a-wimoweh a-**[F]**wimoweh, a-wimoweh

A-**[C]**wimoweh, a-wimoweh a-**[G7]**wimoweh, a-wimoweh

A-**[C]**wimoweh, a-wimoweh a-**[F]**wimoweh, a-wimoweh

A-**[C]**wimoweh, a-wimoweh a-**[G7]**wimoweh, a-wimoweh

[C] [F] [C] [G7] -- [C] [F] [C] [G7]

[C] Hush my darling, don't **[F]** fear my darling,

The **[C]** lion sleeps to-**[G7]**night.

[C] Hush my darling, don't **[F]** fear my darling,

The **[C]** lion sleeps to-**[G7]**night.

A-**[C]**wimoweh, a-wimoweh a-**[F]**wimoweh, a-wimoweh

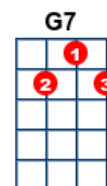
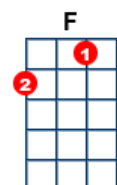
A-**[C]**wimoweh, a-wimoweh a-**[G7]**wimoweh, a-wimoweh

A-**[C]**wimoweh, a-wimoweh a-**[F]**wimoweh, a-wimoweh

A-**[C]**wimoweh, a-wimoweh a-**[G7]**wimoweh, a-wimoweh

[C] We-de-de-de, de-**[F]**de-de-de-de de, **[C]** we-um-um-a-way **[G7]**
(FADE OUT)

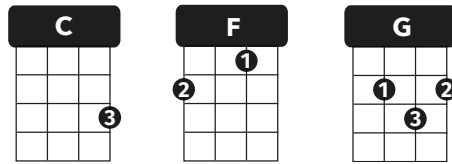
[C] We-de-de-de, de-**[F]**de-de-de-de de, **[C]** we-um-um-a-way **[G7]**



LESSON 1

THREE LITTLE BIRDS

by Bob Marley



SIMPLE DOWN STRUM: $\overset{1}{d} \mid \overset{2}{d} \mid \overset{3}{d} \mid \overset{4}{d}$
TIMING: 4 strums per chord

CHORUS	C Don't worry	C about a thing
	F Cause every little thing	C is gonna be al-right
	C Singin' don't worry	C about a thing
	F Cause every little thing	C is gonna be al-right
VERSE	C Rise up this morning,	G smiled with the rising sun
	C Three little birds	F pitch by my doorstep
	C Singing sweet songs	G of melodies pure and true
	F Sayin' "this is my	C message to you"

HOW TO PRACTICE: 5 minutes a day is good for your brain and good for your soul!

- 1 Always remember to tune your uke before you practice
- 2 Your fingertips may hurt at first - practicing 5 to 10 minutes a day will keep them from hurting too much and allow your fingertips time to build callouses.
- 3 Strum each chord clearly before you begin playing the song. You can practice transitioning between the chords as an exercise.
- 4 Check your handshake position, make sure the palm is curled and the knuckles are curled.
- 5 You can use the lesson tutorials for review at <http://youtube.com/cynthialinmusic>
- 6 There are tons of ukulele chord charts online - search for the song you want to play and give it a shot. Have fun!