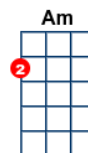


Can't Buy Me Love

key:C, artist:The Beatles, 1964; writer:Paul McCartney, John Lennon

4/4 timing, Intro: 1-2-3-4

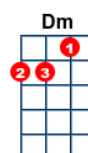
[NC] Can't buy me **[Em7]** lo-**[Am]** ove, **[Em7]** lo-**[Am]** ove,
Can't buy me **[Dm]** lo-**[G]** ove



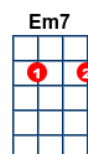
I'll **[C]** buy you a diamond ring my friend
If it makes you feel alright
I'll **[F]** get you anything my friend,
If it **[C]** makes you feel alright
Cause **[G]** I don't care too **[F]** much for money,
[F7] Money can't buy me **[C]** love **[C]**



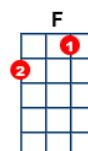
I'll **[C]** give you all I've got to give,
If you say you want me too
I **[F]** may not have a lot to give,
But what I **[C]** got I'll give to you
'Cause **[G]** I don't care too **[F]** much for money,
[F7] Money can't buy me **[C]** love



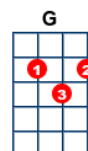
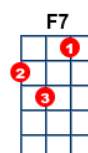
Can't buy me **[Em7]** lo-**[Am]** ove, **[C]** everybody tells me so
Can't buy me **[Em7]** lo-**[Am]** ove, **[Dm]** no, no, no **[G]** NO!



[C] Say you don't need no diamond ring
And I'll be satisfied
[F] Tell me that you want the kind of things
That **[C]** money just can't buy
[G] I don't care too **[F]** much for money,
[F7] Money can't buy me **[C]** love



Can't buy me **[Em7]** lo-**[Am]** ove, **[Em7]** lo-**[Am]** ove,
Can't buy me **[Dm]** lo-**[G]**-o-**[C]**↓-ove



Eight Days A Week

key:C - Beatles, writer:Paul McCartney, John Lennon

4/4 timing - Intro: [C]↓-↓↑↑ [D7]↓-↓↑↑ [F]↓-↓↑↑ [C]↓-↓↑↑

[C] Ooh, I need your [D7] love babe [F] guess you know it's [C] true
[C] Hope you need my [D7] love babe [F] just like I need [C] you
[Am] Hold me [F] love me [Am] hold me [D7] love me
[C] Ain't got nothing but [D7] love babe [F] eight days a [C] week

[C] Love you every [D7] day girl [F] always on my [C] mind
[C] One thing I can [D7] say girl [F] love you all the [C] time
[Am] Hold me [F] love me [Am] hold me [D7] love me
[C] Ain't got nothing but [D7] love babe [F] eight days a [C] week

single strum on beat for next 3 lines

[G]↓ Eight [G]↓ days a [G]↓ week [G]↓
I [Am]↓ love [Am]↓ [Am]↓ you [Am]↓
[D7]↓ Eight [D7]↓ days a [D7]↓ week [D7]↓

regular strum

Is [F] not enough to [G7] show I care

[C] Ooh, I need your [D7] love babe [F] guess you know it's [C] true
[C] Hope you need my [D7] love babe [F] just like I need [C] you
[Am] Hold me [F] love me [Am] hold me [D7] love me
[C] Ain't got nothing but [D7] love babe [F] eight days a [C] week

single strum on beat for next 3 lines

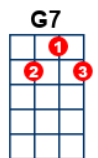
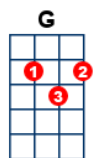
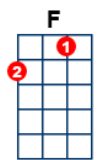
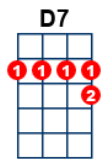
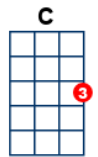
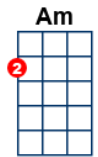
[G]↓ Eight [G]↓ days a [G]↓ week [G]↓
I [Am]↓ love [Am]↓ [Am]↓ you [Am]↓
[D7]↓ Eight [D7]↓ days a [D7]↓ week [D7]↓

regular strum

Is [F] not enough to [G7] show I care

[C] Love you every [D7] day girl [F] always on my [C] mind
[C] One thing I can [D7] say girl [F] love you all the [C] time
[Am] Hold me [F] love me [Am] hold me [D7] love me
[C] Ain't got nothing but [D7] love babe [F] eight days a [C] week
[F] Eight days a [C] week
[F] Eight days a [C] week

Outro: [C]↓-↓↑↑ [D7]↓-↓↑↑ [F]↓-↓↑↑ [C]...



All My Loving

key:Am, artist:The Beatles, 1963 writer:John Lennon, Paul McCartney

4/4 time

Close your **[Am]** eyes and I'll **[D7]** kiss you
To-**[G]**morrow I'll **[Em]** miss you
Re-**[C]**member I'll **[Am]** always be **[F]** true **[D7]** (ooooo)
And then **[Am]** while I'm a **[D7]** way,
I'll write **[G]** home every **[Em]** day
And I'll **[C]** send all my **[D]** loving to **[G]** you **[G]**

I'll pre**[Am]**tend that I'm **[D7]** kissing
The **[G]** lips I am **[Em]** missing
And **[C]** hope that my **[Am]** dreams will come **[F]** true **[D7]**
And then **[Am]** while I'm **[D7]** away
I'll write **[G]** home ev'ry **[Em]** day
And I'll **[C]** send all my **[D7]** loving to **[G]** you **[G]**↓

All my **[Em]** loving **[Gaug]** I will send to **[G]** you **[G]**
All my **[Em]** loving **[Gaug]** darling I'll be **[G]** true **[G]**↓

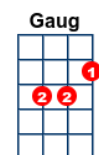
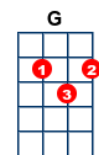
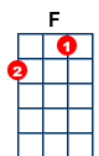
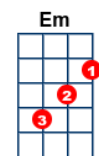
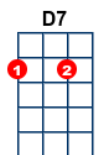
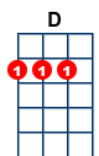
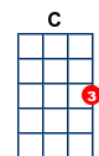
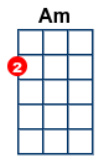
Instrumental:

[C] - **[C]** **[G]** - **[G]** **[Am]** - **[D7]** **[G]** - **[G]**

Close your **[Am]** eyes and I'll **[D7]** kiss you
To-**[G]**morrow I'll **[Em]** miss you
Re-**[C]**member I'll **[Am]** always be **[F]** true **[D7]** (ooooo)
And then **[Am]** while I'm a **[D7]** way,
I'll write **[G]** home every **[Em]** day
And I'll **[C]** send all my **[D]** loving to **[G]** you **[G]**↓

All my **[Em]** loving **[Gaug]** I will send to **[G]** you
All my **[Em]** loving **[Gaug]** darling I'll be **[G]** true **[G]**↓

All my **[Em]** loving **[Em]**
all my **[G]** loving **[G]**
ooh, all my **[Em]** loving **[Em]**
I will send to **[G]** you **[G]**...



Let It Be

key:C, artist:The Beatles, writer:Paul McCartney

4/4 timing, Intro: [C] vamp

Optional sequence ([C]↓ [Dm]↓), if played: [F]↓↓ [C]↓ [Dm]↓ [C]

When I [C] find myself in [G] times of trouble,
[Am] Mother Mary [F] comes to me
[C] Speaking words of [G] wisdom, let it [F] be ([C]↓ [Dm]↓) [C]
And [C] in my hour of [G] darkness,
She is [Am] standing right in [F] front of me
[C] Speaking words of [G] wisdom, let it [F] be ([C]↓ [Dm]↓) [C]

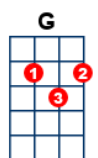
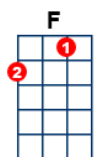
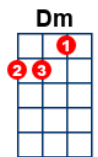
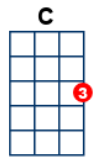
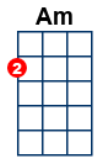
Let it [Am] be, let it [G] be, let it [F] be, let it [C] be
[C] Whisper words of [G] wisdom, let it [F] be ([C]↓ [Dm]↓) [C]

And [C] when the broken-[G]hearted people
[Am] Living in the [F] world agree
[C] There will be an [G] answer, let it [F] be ([C]↓ [Dm]↓) [C]
For [C] though they may be [G] parted
There is [Am] still a chance that [F] they will see
[C] There will be an [G] answer, let it [F] be ([C]↓ [Dm]↓) [C]

Let it [Am] be, let it [G] be, let it [F] be, let it [C] be
Yeah [C] there will be an [G] answer, let it [F] be ([C]↓ [Dm]↓) [C]
Let it [Am] be, let it [G] be, let it [F] be, let it [C] be
[C] Whisper words of [G] wisdom, let it [F] be ([C]↓ [Dm]↓) [C]

And [C] when the night is [G] cloudy
There is [Am] still a light that [F] shines on me
[C] Shine on 'til to-[G]morrow, let it [F] be ([C]↓ [Dm]↓) [C]
I [C] wake up to the [G] sound of music
[Am] Mother Mary [F] comes to me
[C] Speaking words of [G] wisdom, let it [F] be ([C]↓ [Dm]↓) [C]

Let it [Am] be, let it [G] be, let it [F] be, let it [C] be
Yeah [C] there will be an [G] answer, let it [F] be ([C]↓ [Dm]↓) [C]
Let it [Am] be, let it [G] be, let it [F] be, let it [C] be
[C] Whisper words of [G] wisdom, let it [F] be ([C]↓ [Dm]↓) [C]...



I Feel Fine

key:C, artist:The Beatles, 1964; writer:Paul McCartney, John Lennon

(Arr by TerryB, Triad Ukulele club, 4/17/2023)
4/4 timing; Intro: **[G] [F] [C7] [C7]** (x2)

[C7] Baby's good to me you know,
She's **[C7]** happy as can be, you know
She **[G]** said so.

[G] I'm in love with **[F]** her and I feel **[C7]** fine.

[C7] Baby says she's mine you know
She **[C7]** tells me all the time, you know
She **[G]** said so.

[G] I'm in love with **[F]** her and I feel **[C]** fine.

[C] I'm so **[Em]** glad that **[F]** she's my little **[G]** girl,
[C] She's so **[Em]** glad, she's **[F]** telling all the **[G]** world

That her **[C7]** baby buys her things you know,
He **[C7]** buys her diamond rings, you know
She **[G]** said so.

[G] She's in love with **[F]** me and I feel **[C7]** fine.

[C7] Baby's good to me you know,
She's [C7] happy as can be, you know
She [G] said so.

[G] I'm in love with [F] her and I feel [C7] fine.

[C7] Baby says she's mine you know,
She **[C7]** tells me all the time, you know
She **[G]** said so.

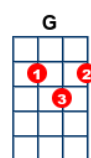
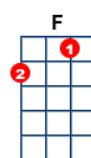
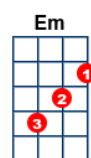
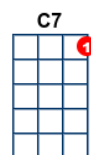
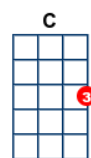
[G] I'm in love with **[F]** her and I feel **[C]** fine.

[C] I'm so **[Em]** glad that **[F]** she's my little **[G]** girl,
[C] She's so **[Em]** glad, she's **[F]** telling all the **[G]** world

That her **[C7]** baby buys her things you know,
He **[C7]** buys her diamond rings, you know
She **[G]** said so.

[G] She's in love with **[F]** me and I feel **[C7]** fine.

[G] She's in love with **[F]** me and I feel **[C]** fine. **[C]**...



Ob-La-Di, Ob-La-Da

key:C, artist:The Beatles, writer:Paul McCartney, John Lennon

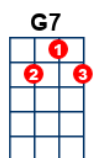
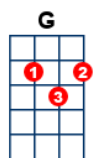
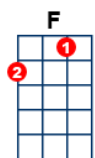
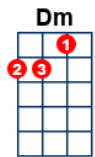
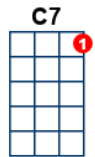
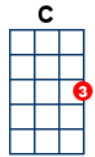
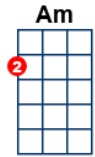
4/4 timing (not all measures indicated), Intro: [C] vamp

[C] Desmond has a barrow in the [G] market place.

[G7] Molly is the singer in a [C] band.

Desmond says to [C7] Molly, "Girl, I [F] like your face,"

And Molly [C] says this as she [G7] takes him by the [C] hand:



(CHORUS)

Ob-la-[C]-di, ob-la-da, life goes [G]// on, [Am]// bra,

[C] La-la how the [G7] life goes [C] on.

Ob-la-[C]-di, ob-la-da, life goes [G]// on, [Am]// bra,

[C] La-la how the [G7] life goes [C] on.

[C] Desmond takes a trolley to the [G] jeweller's store

[G7] Buys a twenty carat golden [C] ring. (ring)

Takes it back to [C7] Molly waiting [F] at the door,

And as he [C] gives it to her [G7] she begins to [C] sing (sing)

(CHORUS AS ABOVE)

[F] In a couple of years they have built a home sweet [C] home [Dm] [C] [C7]

[F] With a couple of kids running in the yard

Of [C] Desmond and Molly [G7] Jones. [G7]

[C] Happy ever after in the [G] market place;

[G7] Desmond lets the children lend a [C] hand.

Molly stays at [C7] home and does her [F] pretty face

And in the [C] evening she still [G7] sings it with the [C] band, (yeah!)

(CHORUS AS ABOVE)

[F] In a couple of years they have built a home sweet [C] home [Dm] [C] [C7]

[F] With a couple of kids running in the yard

Of [C] Desmond and Molly [G7] Jones. [G7]

[C] Happy ever after in the [G] market place;

[G7] Molly lets the children lend a [C] hand.

Desmond stays at [C7] home and does his [F] pretty face

And in the [C] evening she's a [G7] singer with the [C] band, (yeah!)

Ob-la-[C]-di, ob-la-da, life goes [G]// on, [Am]// bra,

[C] La-la how the [G7] life goes [C] on.

Ob-la-[C]-di, ob-la-da, life goes [G]// on, [Am]// bra,

[C] La-la how the [G7] life goes [C] on.

[Am] .. And if you want some fun ..

take [C]/ ob-la [G7]/ di-bla [C].. da.

Lucy In The Sky With Diamonds

key:A, artist:The Beatles, 1967; writer:Paul McCartney, John Lennon

(arr by TerryB, Triad Ukulele Club, 4/17/2023)

Verses: 3/4 time single strum; Chorus: 4/4 time full strum

[A] Picture your-[A7]self in a [F#m] boat on a [F] river
With [A] tangerine [A7] trees and [F#m] marmalade [F] skies [F]
[A] Somebody [A7] calls you, you [F#m] answer quite [F] slowly
A [A] girl with ka-[A7]leidoscope [F#m] eyes [F#m] [Dm] [Dm]

[Bb] Cellophane [Bb] flowers of [C] yellow and [G] green
[F] Towering [F] over your [Bb] head [Bb]
[C] Look for the [C] girl with the [G] sun in her [G] eyes
And she's [D]↓ gone (knock knock knock)

[G] Lucy in the [C] sky with [D] diamonds [D]
[G] Lucy in the [C] sky with [D] diamonds [D]
[G] Lucy in the [C] sky with [D] diamonds [D] ah-ah

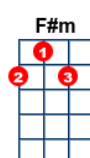
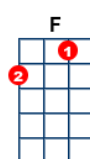
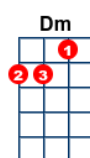
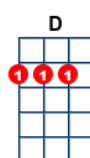
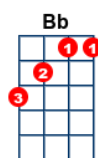
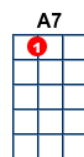
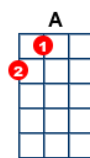
[A] Follow her [A7] down to a [F#m] bridge by the [F] fountain where
[A] Rocking horse [A7] people eat [F#m] marshmallow [F] pies [F]
[A] Everyone [A7] smiles as you [F#m] drift past the [F] flowers
That [A] grow so in-[A7]credibly [F#m] high [F#m] [Dm] [Dm]

[Bb] Newspaper [Bb] taxis ap-[C]pear on the [C] shore
[F] Waiting to [F] take you a-[Bb]way [Bb]
[C] Climb in the [C] back with your [G] head in the [G] clouds
And you're [D]↓ gone (knock knock knock)

[G] Lucy in the [C] sky with [D] diamonds [D]
[G] Lucy in the [C] sky with [D] diamonds [D]
[G] Lucy in the [C] sky with [D] diamonds [D] ah-ah

[A] Picture your-[A7]self on a [F#m] train in a [F] station
With [A] Plasticine [A7] porters with [F#m] looking glass [F] ties [F]
[A] Suddenly [A7] someone is [F#m] there at the [F] turnstile
The [A] girl with ka-[A7]leidoscope [F#m] eyes [F#m] [Dm] [Dm]

[G] Lucy in the [C] sky with [D] diamonds [D]
[G] Lucy in the [C] sky with [D] diamonds [D]
[G] Lucy in the [C] sky with [D] diamonds [D] ah [A] ah
[G] Lucy in the [C] sky with [D] diamonds [D]
[G] Lucy in the [C] sky with [D] diamonds [D]
[G] Lucy in the [C] sky with [D] diamonds [D]... ah [A]... ah



If Not For You

key:C, artist:As sung by George Harrison, 1971; writer:Bob Dylan

(Arr by TerryB, Triad Ukulele Club, 5/21/2023)

4/4 time; Intro (same as verses):

[C]/// **[G]**/ **[F]**/// -- **[C]**/// **[G]**/ **[F]**/// -- **[C]**/// **[G]**/ **[F]**///
[Dm]/// **[Dm]**/// -- **[C]**/// **[G]**/ **[F]**///

If not for **[C]**/// you **[G]**/ **[F]**
Babe, I couldn't even **[C]**/// find the door **[G]**/ **[F]**
Couldn't even **[C]**/// see the floor **[G]**/ **[F]**
I'd be sad and **[Dm]** blue **[Dm]**
If not for you **[C]**/// **[G]**/ **[F]** -- **[C]**/// **[G]**/ **[F]**

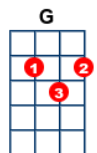
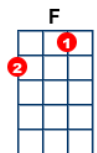
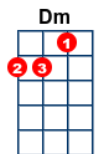
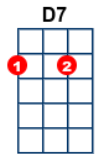
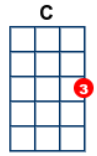
If not for **[C]**/// you **[G]**/ **[F]**
Babe, I'd lay a-**[C]**///-wake each night **[G]**/ **[F]**
Wait for the **[C]**/// mornin' light **[G]**/ **[F]**
Come shining **[Dm]** through **[Dm]**
If not for you **[C]**/// **[G]**/ **[F]** -- **[C]**/// **[G]**/ **[F]**

[F] If not for you my **[C]** sky would fall,
[G] Rain would gather **[C]** too.
[F] Without your love I'd be **[C]** nowhere at all,
I'd be **[D7]** lost, if not for **[G]** you **[F]** **[C]** **[G]**↓ (stop)

[NC] If not for **[C]**/// you **[G]**/ **[F]**
The winter would **[C]**/// hold no spring **[G]**/ **[F]**
Couldn't hear a **[C]**/// robin sing **[G]**/ **[F]**
I just wouldn't have a **[Dm]** clue **[Dm]**
If not for **[C]**/// you **[G]**/ **[F]** -- **[C]**/// **[G]**/ **[F]**

[F] If not for you my sky **[C]** will fall,
[G] Rain will gather **[C]** too.
[F] Without your love I'd be **[C]** nowhere at all,
I'd be **[D7]** lost if not for **[G]** you **[F]** **[C]** **[G]**↓ (stop)

[NC] If not for **[C]**/// you **[G]**/ **[F]**
The winter would **[C]**/// hold no spring **[G]**/ **[F]**
Couldn't hear the **[C]**/// robin sing **[G]**/ **[F]**
I just wouldn't have a **[Dm]** clue **[Dm]**
If not for **[C]**/// you **[G]**/ **[F]**
If not for **[C]**/// you **[G]**/ **[F]**
If not for **[C]**/// you **[G]**/ **[F]** -- **[C]**/// **[G]**/ **[F]** **[C]**...



Twist And Shout

key:C, artist:as sung by the Beatles, writer:Phil Medley and Bert Berns

4/4 timing, Intro/Strum Pattern throughout:

[G7] ↓↓↑↑↓↑ **[C]** ↓↓ **[F]** ↓↓ **[G7]** ↑↑ (x2)

[G7] Well, shake it up, **[C]** baby, now, (**[F]** Shake it up, **[G7]** baby.)

[G7] Twist and **[C]** shout. (**[F]** Twist and **[G7]** shout.)

[G7] C'mon, c'mon, c'mon, c'mon **[C]** baby, now (**[F]** Come on **[G7]** baby.)

[G7] Come on and work it on **[C]** out. (**[F]** Work it on **[G7]** out.)

[G7] Well, work it on **[C]** out, honey. (**[F]** Work it on **[G7]** out.)

[G7] You know you look so **[C]** good. (**[F]** Look so **[G7]** good.)

[G7] You know you got me **[C]** goin', now, (**[F]** Got me **[G7]** goin'.)

[G7] Just like I knew you **[C]** would. (**[F]** Like I knew you **[G7]** would, woo!)

[G7] Well, shake it up, **[C]** baby, now. (**[F]** Shake it up, **[G7]** baby.)

[G7] Twist and **[C]** shout. (**[F]** Twist and **[G7]** shout.)

[G7] C'mon, c'mon, c'mon, c'mon **[C]** baby, now (**[F]** Come on **[G7]** baby.)

[G7] Come on and work it on **[C]** out. (**[F]** Work it on **[G7]** out, woo!)

[G7] Well, you twist you little **[C]** girl. (**[F]** Twist, little **[G7]** girl.)

[G7] You know you twist so **[C]** fine. (**[F]** Twist so **[G7]** fine.)

[G7] Come on and twist a little **[C]** closer, now. (**[F]** Twist a little **[G7]** closer.)

[G7] And let me know that you're **[C]** mine. (Let me **[F]** know you're **[G7]** mine, woo!)

[G7] **[C]** **[F]** **[G7]** (x4)

6 times - four down strums each chord

[G7] Ahh **[G7]** ahh **[G7]** ahh **[G7]** ahh **[G7]** ahh **[G7]** yeah!!

[G7] Well, shake it up, **[C]** baby, now. (**[F]** Shake it up, **[G7]** baby.)

[G7] Twist and **[C]** shout. (**[F]** Twist and **[G7]** shout.)

[G7] C'mon, c'mon, c'mon, c'mon **[C]** baby, now (**[F]** Come on **[G7]** baby.)

[G7] Come on and work it on **[C]** out. (**[F]** Work it on **[G7]** out, woo!)

[G7] Well, you twist you little **[C]** girl. (**[F]** Twist, little **[G7]** girl.)

[G7] You know you twist so **[C]** fine. (**[F]** Twist so **[G7]** fine.)

[G7] Come on and twist a little **[C]** closer, now. (**[F]** Twist a little **[G7]** closer.)

[G7] And let me know that you're **[C]** mine. (Let me **[F]** know you're **[G7]** mine.)

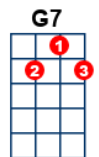
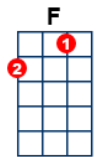
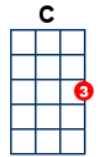
[G7] Well, shake it shake it shake it **[C]** baby now. (**[F]** Shake it up **[G7]** baby)

[G7] Shake it shake it shake it **[C]** baby now. (**[F]** Shake it up **[G7]** baby)

[G7] Shake it shake it shake it **[C]** baby now. (**[F]** Shake it up **[G7]** baby)

Outro: all down strums

[G7] ↓↓↓↓ Ahh **[G7]** ↓↓↓↓ ahh **[G7]** ↓↓↓↓ ahh **[G7]** ↓↓↓↓↓↓ **[C]** ↓↓↓↓ **[C]**...



Octopus's Garden

key:C, artist:The Beatles, 1969; writer:Richard Starkey (Ringo Starr)

(Arr by TerryB, Triad Ukulele Club, 4/7/2023)

4/4 timing, Intro: **[C]** vamp

(Note: 2 measures/chord, except where indicated: **[F]**(1))

[C] I'd like to be .. **[Am]** under the sea
In an **[F]** octopus's garden in the **[G7]** shade
[C] He'd let us in, .. **[Am]** knows where we've been
In his **[F]** octopus's garden in the **[G7]** shade

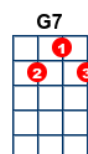
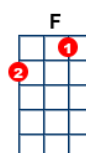
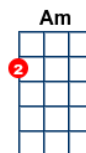
[Am] I'd ask my friends to **[Am]** come and see
[F] An octopus's **[G7]** garden with me (b-b-b-b)
[C] I'd like to be .. **[Am]** under the sea
In an **[F]**(1) octopus's **[G7]**(1) garden in the **[C]** shade

[C] We would be warm .. **[Am]** below the storm
In our **[F]** little hideaway beneath the **[G7]** waves
[C] Resting our head .. **[Am]** on the sea bed
In an **[F]** octopus's garden near a **[G7]** cave

[Am] We would sing and **[Am]** dance around
[F] Because we know we **[G7]** can't be found (b-b-b-b)
[C] I'd like to be .. **[Am]** under the sea
In an **[F]**(1) octopus's **[G7]**(1) garden in the **[C]** shade

[C] We would shout .. **[Am]** and swim about
The **[F]** coral that lies beneath the **[G7]** waves
. (Lies beneath the ocean waves)
[C] Oh what joy for **[Am]** every girl and boy
[F] Knowing they're happy and they're **[G7]** safe
. (Happy and they're safe)

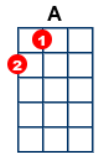
[Am] We would be so **[Am]** happy you and me
[F] No one there to tell us **[G7]** what to do (b-b-b-b)
[C] I'd like to be **[Am]** under the sea
In an **[F]**(1) octopus's **[G7]**(1) garden with **[Am]** you
In an **[F]**(1) octopus's **[G7]**(1) garden with **[Am]** you
In an **[F]**(1) octopus's **[G7]**(1) garden with **[C]**(1) you **[F]**↓↓ **[C]**...



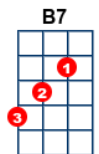
Yesterday

key:G, artist:The Beatles, 1965; writer:Paul McCartney, John Lennon

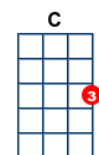
[G] Yesterday
[B7] All my troubles seemed so **[Em]**/// far away **[D]**/ **[C]**///
Now it **[D]** looks as though they're **[G]** here to stay
Oh **[Em]**/// I be-**[A]**///lieve in **[C]**/// yester-**[G]**///day



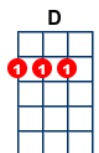
[G] Suddenly
[B7] I'm not half the man I **[Em]**/// used to be **[D]**/ **[C]**///
There's a **[D]** shadow hanging **[G]** over me /
Oh **[Em]**/// yester-**[A]**///day came **[C]**/// sudden-**[G]**///ly



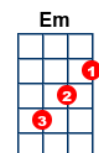
[B7] Why she **[Em]**/ had **[D]**/ to **[C]**/// go
I don't **[D]** know she wouldn't **[G]** say
[B7] I said **[Em]**/ some-**[D]**/thing **[C]**/// wrong
Now I **[D]** long for yester-**[G]**/day **[D]**/ **[C]**/ **[G]**/



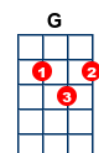
[G] Yesterday
[B7] Love was such an easy **[Em]**/// game to play **[D]**/ **[C]**///
Now I **[D]** need a place to **[G]** hide away
Oh **[Em]**/// I be-**[A]**///lieve in **[C]**/// yester-**[G]**///day



[B7] Why she **[Em]**/ had **[D]**/ to **[C]**/// go
I don't **[D]** know she wouldn't **[G]** say
[B7] I said **[Em]**/ some-**[D]**/thing **[C]**/// wrong
Now I **[D]** long for yester-**[G]**/day **[D]**/ **[C]**/ **[G]**/



[G] Yesterday
[B7] Love was such an easy **[Em]**/// game to play **[D]**/ **[C]**///
Now I **[D]** need a place to **[G]** hide away
Oh **[Em]**/// I be-**[A]**///lieve in **[C]**/// yester-**[G]**///day
(slowly)
[Em]/// Mm mm **[A]**/// mm mm **[C]**/// mm mm **[G]**... mm

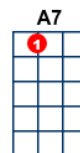


Norwegian Wood

key:D, artist:The Beatles, 1965 writer:Paul McCartney, John Lennon

3/4 timing, Intro:

[D] I once had a girl or should I say [C]// she once [G]/ had [D] me
[D] She showed me her room, isn't it good [C]// Norwe[G]/gian [D] wood



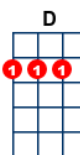
Verse 1:

[D] I once had a girl or should I say [C]// she once [G]/had [D] me
[D] She showed me her room, isn't it good [C]// Norwe[G]/gian [D] wood



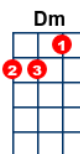
Bridge 1:

She [Dm] asked me to stay
And she told me to sit any[G]where
So [Dm] I looked around and I noticed
There wasn't a [Em] chair [A7]



Verse 2:

[D] I sat on a rug biding my time [C]// drinking [G]/ her [D] wine
[D] We talked until two, and then she said [C]// it's time [G]/ for [D] bed



Bridge 2:

She [Dm] told me she worked in the morning
And started to [G] laugh
I [Dm] told her I didn't
And crawled off to sleep in the [Em] bath [A7]



Verse 3:

[D] And when I awoke I was alone [C]// this bird [G]/ had [D] flown
[D] So I lit a fire isn't it good [C]// Norwe[G]/gian [D] wood



Instrumental Outro:

[D] I once had a girl or should I say [C]// she once [G]/ had [D] me
[D] She showed me her room, isn't it good [C]// Norwe[G]/-gian [D] wood [D]...

Yellow Submarine

key:G, artist:The Beatles, 1966; writer:Paul McCartney, John Lennon

(Arr by TerryB, Triad Ukulele Club, 4/7/2023)

Verse Strum: C G F C Chorus Strum: C G
↓↑↓-↓↑↑↑ ↓↑↓-↓↑↑↑ ↓↑↑↓↑↑↑ ↓↑↓↑↑↑↑
1-2-3-4- 1-2-3-4- 1-2-3-4- 1-2-3-4-

Intro: [C]// [G] [F]// [C]

[C]// In the [G] town .. where [F]// I was [C] born
[Am]// Lived a [Dm] man .. who [F]// sailed the [G] sea
[C]// And he [G] told .. us [F]// of a [C] life
[Am]// In the [Dm] land .. of [F]// subma-[G]rines

[C]// So we [G] sailed .. up [F]// to the [C] sun
[Am]// 'Til we [Dm] found .. the [F]// sea of [G] green
[C]// And we [G] lived .. be-[F]//neath the [C] waves
[Am]// In our [Dm] yellow .. [F]// subma-[G]rine

[C] We all live in a [G] yellow submarine
[G] Yellow submarine, [C] yellow submarine
[C] We all live in a [G] yellow submarine
[G] Yellow submarine, [C] yellow submarine

[C]// And our [G] friends .. are [F]// all on [C] board
[Am]// Many [Dm] more of them .. [F]// live next [G] door
[C]// And the [G] band .. be-[F]//gins to [C] play

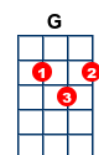
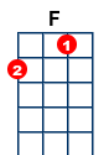
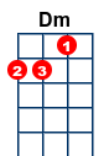
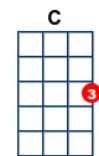
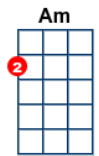
Kazoo the Trumpets

[Am]// In our [Dm] yellow .. [F]// subma-[G]rine

[C] We all live in a [G] yellow submarine
[G] Yellow submarine, [C] yellow submarine
[C] We all live in a [G] yellow submarine
[G] Yellow submarine, [C] yellow submarine

[C]// As we [G] live .. a [F]// life of [C] ease
[Am]// Every [Dm] one of us.. [F]// has all we [G] need
[C]// Sky of [G] blue .. and [F]// sea of [C] green
[Am]// In our [Dm] yellow .. [F]// subma-[G]rine

[C] We all live in a [G] yellow submarine
[G] Yellow submarine, [C] yellow submarine
[C] We all live in a [G] yellow submarine
[G] Yellow submarine, [C] yellow submarine
(Repeat Chorus, end with [C]...)



Imagine

key:G, writer:John Lennon

4/4 timing, Intro: **[G]** vamp

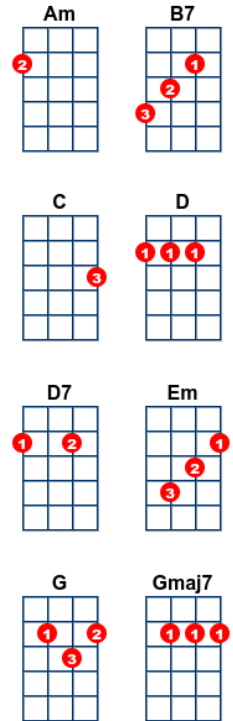
[G] Imagine **[Gmaj7]** there's no **[C]** heaven. **[C]**
[G] It's easy **[Gmaj7]** if you **[C]** try. **[C]**
[G] No .. **[Gmaj7]** hell be-**[C]**low us, **[C]**
[G] Above us, **[Gmaj7]** only **[C]** sky. **[C]**
[C] Imagine **[Em]** all the **[Am]** people **[C]**
[D] Living .. **[D]** for to-**[D7]**day. **[D7]**↓ Ah...

[G] Imagine **[Gmaj7]** there's no **[C]** countries. **[C]**
[G] It isn't **[Gmaj7]** hard to **[C]** do. **[C]**
[G] Nothin' to **[Gmaj7]** kill or **[C]** die for, **[C]**
[G] And no re-**[Gmaj7]**ligion **[C]** too. **[C]**
[C] Imagine **[Em]** all the **[Am]** people, **[C]**
[D] Living .. **[D]** life in **[D7]** peace. **[D7]**↓ You...

[C] You may **[D]** say I'm a **[G]** dreamer. **[B7]** **[C]**
But I'm **[D]** not the only **[G]** one. **[B7]** **[C]**
I hope some-**[D]**day you'll **[G]** join us, **[B7]** **[C]**
And the **[D]** world .. will **[G]** live as one. **[G]**

[G] Imagine **[Gmaj7]** no pos-**[C]**sessions. **[C]**
[G] I wonder **[Gmaj7]** if you **[C]** can. **[C]**
[G] No need for **[Gmaj7]** greed or **[C]** hunger, **[C]**
[G] A brother-**[Gmaj7]**hood of **[C]** man. **[C]**
[C] Imagine **[Em]** all the **[Am]** people, **[C]**
[D] Sharing .. **[D]** all the **[D7]** world. **[D7]**↓ You...

[C] You may **[D]** say I'm a **[G]** dreamer. **[B7]** **[C]**
But I'm **[D]** not the only **[G]** one. **[B7]** **[C]**
I hope some-**[D]**day you'll **[G]** join us, **[B7]** **[C]**
And the **[D]** world .. will **[G]** live as one. **[G]**...



With A Little Help From My Friends

key:G, artist:The Beatles writer:Paul McCartney, John Lennon

4/4 timing, but each chord is only a half-measure

Intro: **[G]** vamp

[G] What would you **[D]** think if I **[Am]** sang out of **[Am]** tune?
Would you **[Am]** stand up and **[D]** walk out on **[G]** me? **[G]**

[G] Lend me your **[D]** ears and I'll **[Am]** sing you a **[Am]** song,
And I'll **[Am]** try not to **[D]** sing out of **[G]** key.

[G] Oh, I get **[F]** by with a little **[C]** help from my **[G]** friends.

[G] Mm, I get **[F]** high with a little **[C]** help from my **[G]** friends.

[G] Mm, gonna **[F]** try with a little **[C]** help from my **[G]** friends. **[D7]**

[G] What do I **[D]** do when my **[Am]** love is **[Am]** away?

Does it **[Am]** worry you to **[D]** be a-**[G]**lone? **[G]**

[G] How do I **[D]** feel by the **[Am]** end of the **[Am]** day?

Are you **[Am]** sad because you're **[D]** on your **[G]** own?

[G] No, I get **[F]** by with a little **[C]** help from my **[G]** friends.

[G] Mm, I get **[F]** high with a little **[C]** help from my **[G]** friends.

[G] Mm, I'm gonna **[F]** try with a little **[C]** help from my **[G]** friends.

[G] Do you **[Em]** need **[Em]** any-**[A]**body?

[A] I **[G]** need some-**[F]**body to **[C]** love.

[C] Could it **[Em]** be **[Em]** any-**[A]**body?

[A] I **[G]** want some-**[F]**body to **[C]** love.

[G] Would you be-**[D]**lieve in a **[Am]** love at first **[Am]** sight?

Yes, I'm **[Am]** certain that it **[D]** happens all the **[G]** time. **[G]**

[G] What do you **[D]** see when you **[Am]** turn out the **[Am]** light?

I can't **[Am]** tell you, but I **[D]** know it's **[G]** mine.

[G] Oh I get **[F]** by with a little **[C]** help from my **[G]** friends.

[G] Mmm I get **[F]** high with a little **[C]** help from my **[G]** friends.

[G] Oh, I'm gonna **[F]** try with a little **[C]** help from my **[G]** friends.

[G] Do you **[Em]** need **[Em]** any-**[A]**body?

[A] I **[G]** need some-**[F]**body to **[C]** love.

[C] Could it **[Em]** be **[Em]** any-**[A]**body?

[A] I **[G]** want some-**[F]**body to **[C]** love.

[G] Oh, I get **[F]** by with a little **[C]** help from my **[G]** friends.

[G] Mmm gonna **[F]** try with a little **[C]** help from my **[G]** friends.

[G] Mm, I get **[F]** high with a little **[C]** help from my **[G]** friends

[G] Yes, I get **[F]** by with a little **[C]** help from my **[G]** friends.

[G] .. **[F]** With .. a little **[C]** help .. from my **[G]** friends. **[G]**...

